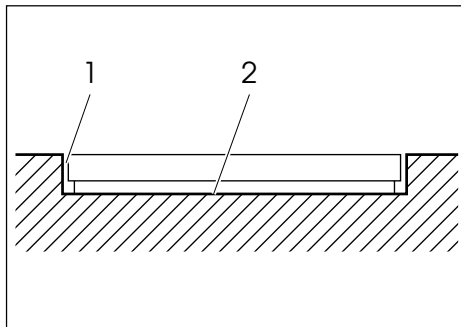
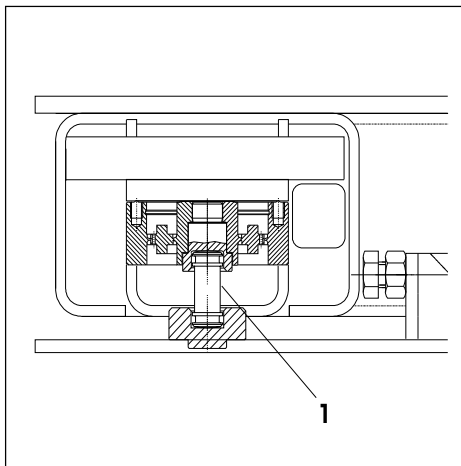


Cleaning of recessed weighing platform



Always keep gap (1) between weighing platform and base frame free from dirt.

Remove fairly large dirt deposits on the pit bottom (2) at regular intervals.



Cleaning the interior

When necessary, remove dirt and deposits in the interior of the weighing platform. Lift off Load plate for this.

- Blow of dirt or
- rinse by water jet

Lubricate contact surfaces (1) and O-rings of the load supports if required.

Caution with painted Versions

- Never clean with water.
- Never use high-pressure cleaners!

2. Putting into operation

Before putting into operation, the weighing platform must be anchored to the floor with the enclosed fastener set. This is essential if reproducible measurement results are to be obtained.

All operating terminals with IDNet interface can be attached to the DRF/DSF floor/pit scales. The weighing platforms of the T-version can be attached to terminals with integrated A/D converter.

Terminal	Color
EXC+ [IN+]	grey
SEN+ [IN-]	yellow
SIG+ [OUT+]	white
SIG- [OUT-]	brown
SEN-	green
EXC-	blue

Connecting Analog (T) Version

3. Equipotential bonding

The equipotential bonding must be installed by a professional electrician when using the weighing platform in Zones 1/2 and 21/22. METTLER TOLEDO Service only has a monitoring and consulting here.

=> Connect equipotential bonding (PA) of all devices (weighing platform and service terminal) in accordance with the country-specific regulations and standards. In the process, make sure that all device housings are connected to the same potential via the PA terminals.

4. Technical data DRF/DSF (stainless steel)

4.1 Load cell

Ignition protection type: II 2G EEx ia IIC T6...T4
 $-20^{\circ}\text{C} \leq T_a \leq +40^{\circ}\text{C}$
 II 2D IP68/66 T 70°C

4.2 Electronic housing

Ignition protection type: II 3G Ex nA II T4; Ex nV II T4
 TÜV Nord TÜV 99 ATEX 1445

Point ADC

II 3G/D EEX nA II T4
 $T+50^{\circ}\text{C}$ IP68
 ASEV 00 EX 0494

Analog (T)

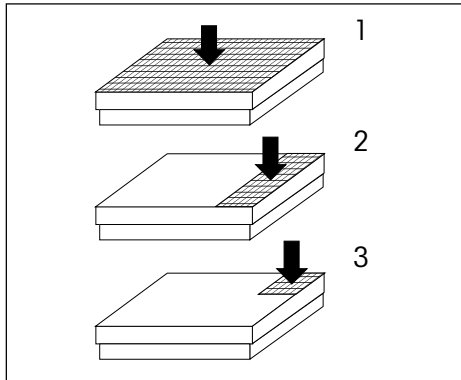
passive component

AWU3/6x

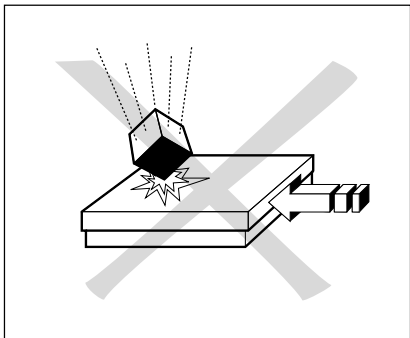
DMT 01 ATEX E 065 X
 II 2G EEx ib IIC T4
 $-20^{\circ}\text{C} \leq T_a \leq +60^{\circ}\text{C}$

5. Operating limits

- Although the weighing platforms have an extremely rugged construction, the load limits shown in the following tables should not be exceeded.
- Depending on the type of loading, the maximum safe static load, i.e. maximum admissible loading is:



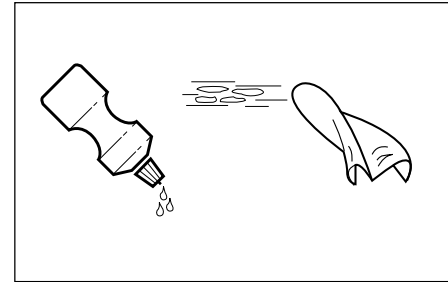
	DRF...	DSF...
1 with central load	7500kg	15000kg
2 with side load	5000kg	10000kg
3 with one-sided cornerload	2500kg	5000kg



- Falling loads, shocks and lateral impacts must be avoided.

6. Cleaning the weighing platform

Maintenance of the weighing platform is restricted to regular cleaning. The procedure depends on not only the type of surface, but also the ambient conditions prevailing at the location.




Cleaning the exterior of the DRF / DSF in dry surroundings

Wipe with a damp cloth, usual household cleaning agents.

Cleaning agents

Use disinfectants and cleaning agents only in accordance with the producer's instructions.



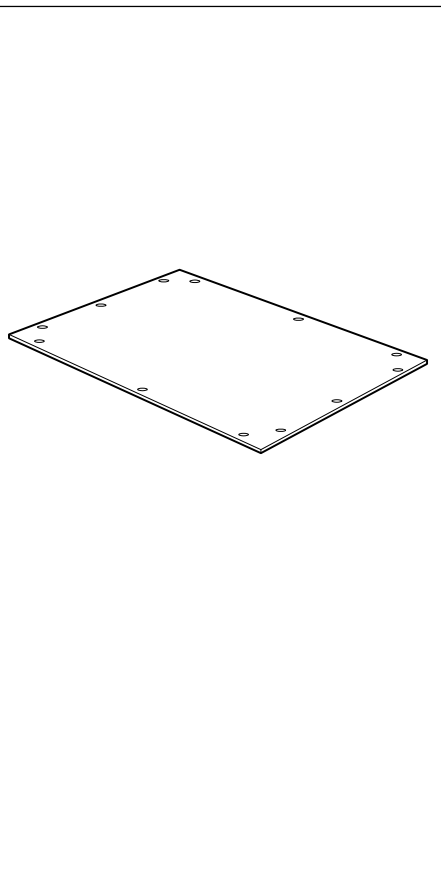
Cleaning the exterior of the DRF / DSF in wet surroundings

- Water jet.
- Usual household cleaning agents.

Cleaning the exterior of the DRF / DSF in corrosive surroundings

- It is essential to remove corrosion-initiating substances at regular intervals.
- Use disinfectants and cleaning agents only in accordance with the producer's instructions and stipulations.
- Water jet up to 60 °C.
- Possibly after-treatment with OKS 371 universal oil.

8. Options



loadplates	Order-No.
loadplate F painted, smooth	00507501
loadplate F painted, pattern plate	00507502
loadplate F hot galvanized, smooth	00507503
loadplate F hot galvanized, bulb plate	00507504
loadplate F stainless steel, smooth	00507505
loadplate F stainless steel, bulb plate	00507506

In case of order please to pass also the dimensions.

Contents	Page
1. Cautionary notes	2
2. Putting into operation	3
3. Equipotential bonding	3
4. Technical data	3
5. Operating limits	4
6. Cleaning the weighing platform	5/6
7. Accessories	7
8. Options	8

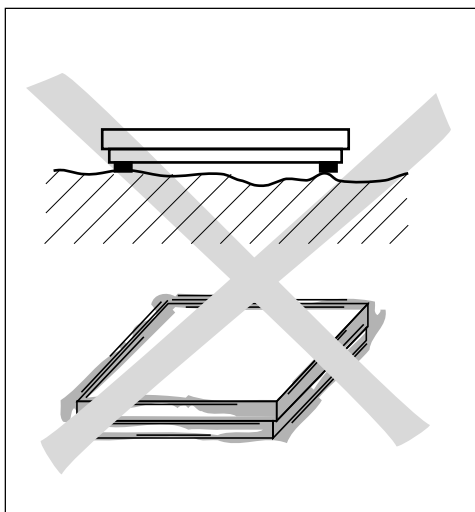
1. Cautionary notes

DRF/DSF (painted)

- Never operate in hazardous areas!

DRF/DSF (stainless steel)

- The explosion-protected weighing platform is approved for operation in hazardous areas (see technical data).
There is an increased danger of injuries and damage when using the weighing platform in hazardous areas! Exercise particular care when using in such areas. The rules for behavior are based on the concept of " Safe Distribution" established by METTLER TOLEDO.



Selection of the location

- The foundation at the installation site must be capable of safely supporting the weight of the scale at the support points when it carries the maximum load. At the same time, it should be so stable that no vibrations occur during weighing operations. These requirements also apply if the weighing platform is integrated in conveying systems and the like.
- Ensure the vibrations due to machines near the installation site are kept to a minimum

Ambient conditions for the DRF/DSF (painted)

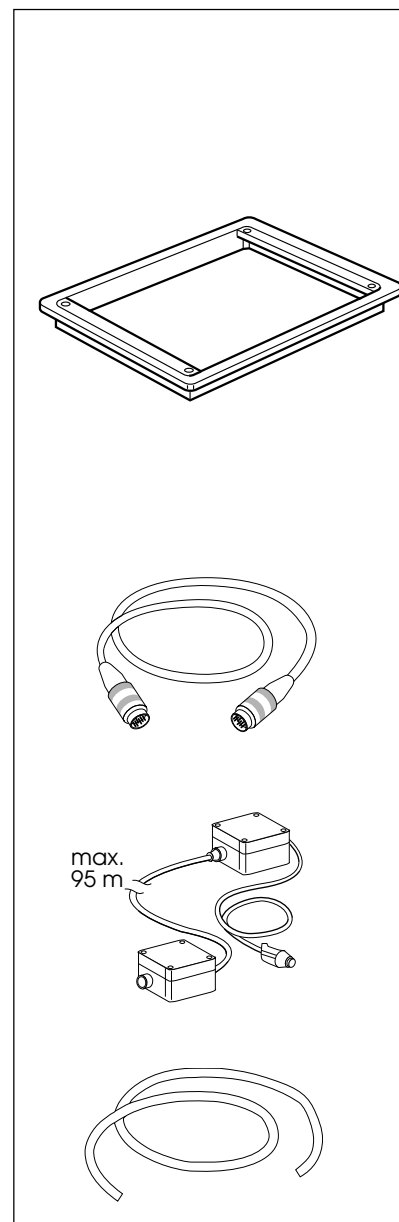
- Use weighing platform only in a dry environment.

Ambient conditions for the DRF/DSF (stainless steel)

- Weighing platform can be used in a dry or wet environment.

Using DRF/DSF...x platforms in hazardous areas, please note additionally the operating instructions "Explosion proof Weighing system 00704516".

7. Standard accessories



Pit frame

Order.-No.

Installation kit not assembled, including fastening material, hot galvanized or stainless steel

Pit frame F length ≤ 2m (hot galvanized)	00507628
Pit frame F length ≤ 2m (stainless steel)	00507652
Pit frame F length ≤ 4m (hot galvanized)	00507247
Pit frame F length ≤ 4m (stainless steel)	00507248
Pit frame F length ≤ 6m (hot galvanized)	00507249
Pit frame F length ≤ 6m (stainless steel)	00507250

Connection cable extension, length 10 m, connectors at both ends, for remote location of terminal. 00504134

Cable adapter kit, comprising two junction boxes for extending connection cable up to 100 m. Box at terminal end with connection cable of length 2.5 m. 00504133

Special cable on reel, used with cable adapter kit for extension of connection cable to required length. 00504177

Operating instructions

METTLER TOLEDO MultiRange Floor/pit scales DRF / DSF

METTLER TOLEDO

nefton
Ζύγιση
Σήμανση
Συμμόρφωση

Νεύτων Τεχνολογίες ΑΒΕΕ
Γέρακα 113, Τ.Θ. 67934
15344 Γέρακας
Τηλ: 210 6654544
Fax: 210 6654545
marketing@nefton.gr
www.nefton.gr



00507436

Subject of technical changes © Mettler-Toledo (Albstadt) GmbH 05/03 Printed in Germany 00507436A

Mettler-Toledo (Albstadt) GmbH

D-72458 Albstadt

Tel. ++49-7431-14 0, Fax ++49-7431-14 232

Internet: <http://www.mt.com>

